



Indiana Department of Education

# 2014-2015 Report Card




## MARIAN HIGH SCHOOL

**Principal** Mark Kirzeder

Diocese of Fort Wayne-South Bend

**Assistant Principal** Eric Morin

**Bishop** Kevin C. Rhoades



## MARIAN HIGH SCHOOL

Marian High School received an “A” as its final letter grade for school accountability.

Marian retained this rating from last year’s state evaluation for which the school also received an “A” letter grade.

---

### STUDENT PERFORMANCE

Twenty percent of each school’s letter grade is based on student performance on the state assessments.

#### Mathematics

**93.6%** of students passed the assessment. The Algebra I ECA is a state-wide standardized test administered to students upon completion of Algebra I.

#### English/Language Arts

**89.5%** of students passed the assessment. The English 10 ECA is a state-wide standardized test administered to students upon completion of Sophomore English.

---

### STUDENT IMPROVEMENT

A school’s letter grade may increase, decrease, or remain the same based on student improvement.

#### Mathematics

**2.7%** was the pass rate increase between the 8th grade ISTEP+ and the 10th grade ECA.

**71.4%** of students who did not pass the ECA by the end of 10th grade have passed the exam by graduation.

#### English/Language Arts

**0.6%** was the pass rate increase between the 8th grade ISTEP+ and the 10th grade ECA.

**72.7%** of students who did not pass the ECA by the end of 10th grade have passed the exam by graduation.

---

### GRADUATION RATE

Thirty percent of the letter grade is based on on-time graduation.

**99%** of Marian students graduated within four years.

This rate is **above** the state average.

This rate is **above** the state goal.

---

### COLLEGE AND CAREER READINESS (CCR)

Thirty percent of the letter grade is based on CCR.

**252** junior and senior students enrolled in at least one dual credit course at Marian.

**128** Marian students took AP exams in Spring 2015.

**80** scores of **3, 4, or 5** earned college credit.

# MARIAN HIGH SCHOOL

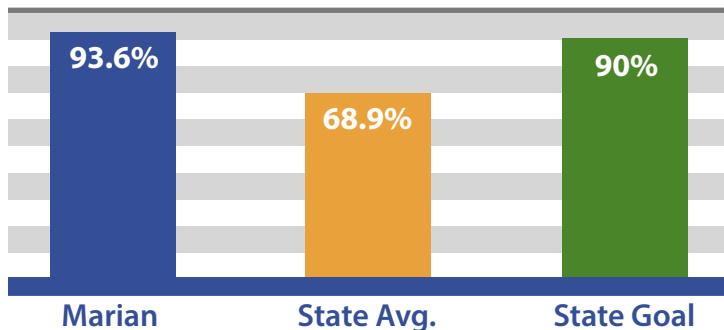
## 2014-2015 Report Card

The final grade reflects student performance and improvement on the Algebra I and English 10 Graduation Exams, along with graduation rate and college readiness.

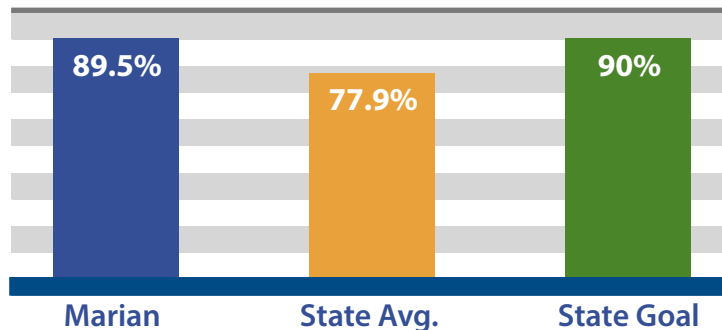


### STUDENT PERFORMANCE

Algebra I End-of-Course Assessment (ECA)



English 10 End-of-Course Assessment (ECA)



### ADVANCED PLACEMENT AND DUAL CREDIT COURSES

Advanced Placement and Dual Credit courses provide an opportunity for students to earn both high school and college credit simultaneously.

#### Advanced Placement (AP)

##### Exams and Courses Offered at Marian

AP English Language and Composition	AP Calculus-AB
AP English Literature and Composition	AP Calculus-BC
AP United States Government and Politics	AP Statistics
AP United States History	AP Biology
AP Physics 1	AP Chemistry
AP Physics-BC Mechanics	AP Latin
AP Physics-BC Electricity and Magnetism	AP Psychology
AP Micro Economics	AP Studio Art- 2D

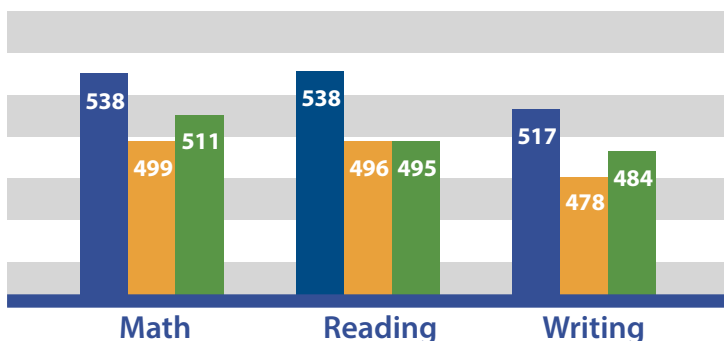
#### Dual Credit Courses

##### Courses Offered at Marian

Biology (10 credits)	Physics 1 (4 credits)
Calculus (8 credits)	Chemistry (5 credits)
English (6 credits)	US History (6 credits)
French (8 credits)	
Economics (3 credits)	
Pre-Calculus / Trig (6 credits)	
Psychology (3 credits)	
US Government (3 credits)	

### SAT SCORES

■ Marian Avg. ■ Indiana Avg. ■ National



### COLLEGE & SCHOLARSHIPS

97% of the Class of 2015 enrolled in **higher education** immediately following graduation.

#### National Merit Scholars

Since 2001, **49 Finalists** and **60 Commended Scholars** have been recognized by the National Merit Scholarship Corporation. This includes **3 Finalists** and **1 Commended Scholar** in the Class of 2016.

#### Scholarship Money Earned

The Class of 2015 earned **\$5.7 million** in scholarship money for college.



MARIAN HIGH SCHOOL

WWW.MARIANHS.ORG • 574.259.5257 • 1311 S. LOGAN STREET • MISHAWAKA, INDIANA 46544